

The Ultimate Inground Pool Buying Guide

Vinyl Liner vs. Fiberglass vs. Gunitite Inground Pools



orangecountypools.com

Orange
County
**Pools
& Spas**

Contents

Page 1

- WHY ORANGE COUNTY POOLS & SPAS
 - INTRODUCTION

Pages 2 - 8

- INGROUND POOL TYPES AND HOW TO CHOOSE THE RIGHT POOL FOR YOUR FAMILY

VINYL LINER

- VINYL POOL LINER BASICS
- CUSTOMIZABILITY
- CONSTRUCTION TIMELINE
- COSTS
- ONGOING MAINTENANCE

FIBERGLASS

- FIBERGLASS POOL BASICS
- CUSTOMIZABILITY
- CONSTRUCTION TIMELINE
- COSTS
- ONGOING MAINTENANCE

GUNITE (CONCRETE)

- GUNITE POOL BASICS
- CUSTOMIZABILITY
- CONSTRUCTION TIMELINE
- COSTS
- ONGOING MAINTENANCE

COMPARISON CHART

Pages 8 - 9

- THINGS TO CONSIDER BEFORE YOU BUY

Page 9

- CONCLUSION



Why Orange County Pools & Spas

At Orange County Pools & Spas, we have the experience you need when it comes to trusting a company with a big project like your backyard pool. We are proud to say that we've been serving the Hudson Valley area since 1969. And decades later, we're still a family-owned business – and we treat our staff and customers like family, also. When it comes to building a pool, you need a team that listens to your wishes, honors your vision, and works hard to stick to your budget. That's Orange County Pools!

We let our work speak for itself. Check out [our gallery](#) for some beautiful examples. Then head over and [check out our reviews](#) to hear what our other customers have experienced working with us. As of spring, 2023, our average review rating is 4.8 out of 5 stars.

Introduction

Deciding you are ready to purchase an inground pool is no small decision. We bet there are a lot of questions swirling around in your mind: Should I get a vinyl liner, fiberglass, or concrete pool? Which one fits my dream pool vision best? What do I need to know before I decide? And what do they all cost?

We get it! Since our experts work with customers making these types of choices every day, we know just how much time and consideration goes into them. At Orange County Pools & Spas, we make the pool buying process completely transparent, so you know just what to expect and can make an educated decision.

We build all three types of inground pools: vinyl liner, fiberglass, and gunite (a type of concrete pool). They each have their own benefits and meet different needs. Let's take a closer look at each type so you have a better idea which one might fit your family's needs.

Inground Pool Packages vs Overall Backyard Pool Project -

Before comparing pool types, it's important to understand what is included in your pool build. When you picture a backyard pool, you're probably not just picturing your new pool added to your existing yard. You might have a vision of a large surrounding patio, beautiful new landscaping, or maybe even an outdoor kitchen. That's why most pool build projects include more than just building your pool and involve more than just your pool builder.

When you get an inground swimming pool from Orange County Pools & Spas, your pool package includes:

- Pool
- Installation
- Additional Equipment

Besides your new pool and installation, additional equipment may include:

- The pump and filter system
- Sanitizing systems
- Manuals and guides
- Your pool's dig sheet: A diagram of your pool with dig specifications
- Some hardware such as fittings, faceplates, lighting fixtures
- Plumbing equipment

When you're building your pool, you will likely want to plan for additional projects at that time, such as:

- Architectural Design: Depending on local permit regulations, architectural design is often required with a new pool installation.
- Landscaping: Your gardens, lawns, and shrubbery.
- Electrical: Providing energy to your pumps, filters, and other powered equipment.
- Fencing if Not Already in Place: Per local and insurance requirements.
- Hardscaping: Your patios, walkways, and any elements of concrete, brick, stone, wood, or similar non-living materials.

Please note, to help with your planning, we have provided cost estimates for your Orange County Pools Swimming Pool Package, as well as other common features we see our customers add on. All costs are based on 2023 prices, are just an estimate, and may change without warning. We will provide a precise pool package pricing for you once you select your pool. For other projects, please note that we don't provide landscaping, fencing, or additional hardscaping, and you should check with your preferred contractor to verify their pricing.



Inground Pool Types and How to Choose the Right Pool for Your Family

Vinyl Liner

- Vinyl Pool Liner Basics

Very common for residential pools, a vinyl-lined inground pool is constructed of a metal frame and then lined with a heavy-duty vinyl liner. The liner is custom-fitted to the shape and size of the pool.

- Customizability

Since the vinyl liner is fitted to your pool, you have lots of options when it comes to shape, size, and features. While some companies may only offer rectangular shapes for their pools, we are happy to offer ten different shapes for our customers to choose from. These range from the standard rectangle to more freeform shapes so that there is something to fit every backyard space.

We also offer more than thirty different color and pattern options in our vinyl liner pools. On top of that, you can customize your swimming pool with bench seats, a sun shelf, water features, and more. With so many choices, it's easy to customize your vinyl-lined pool and make it truly yours.

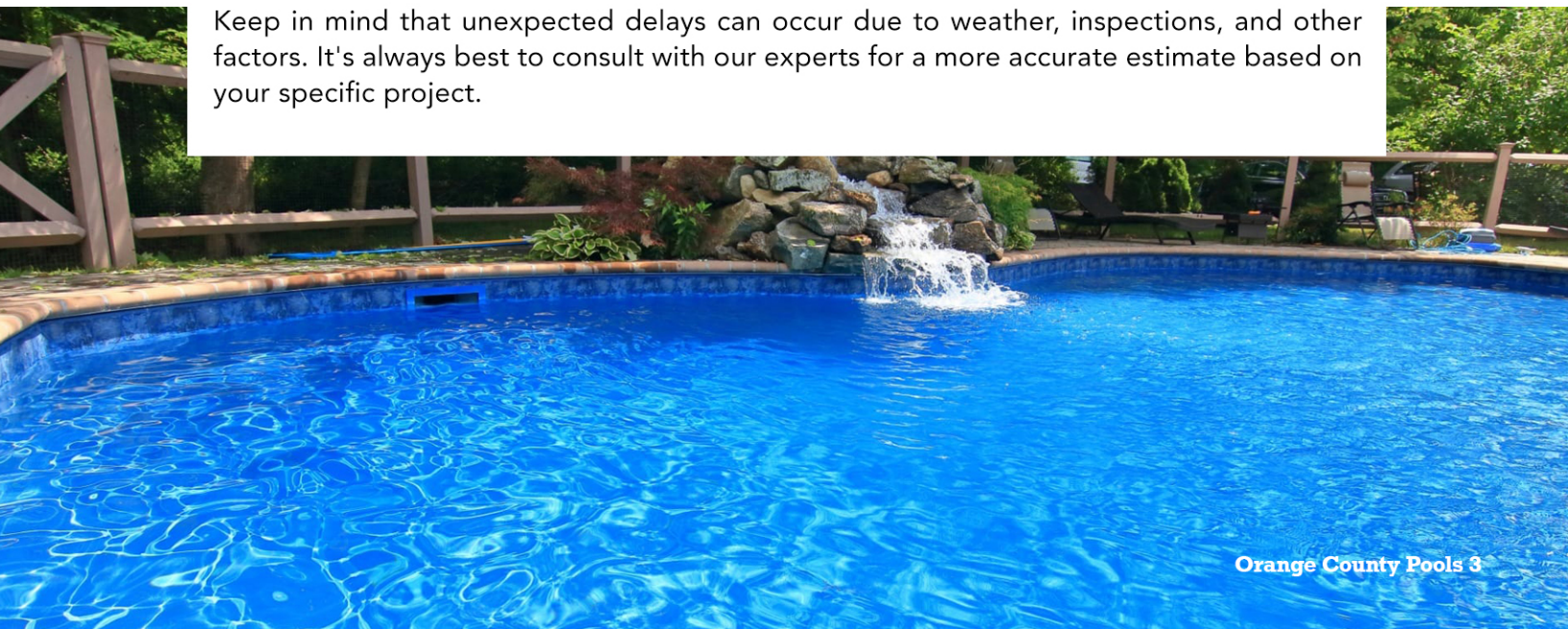
- Construction Timeline

Once you have made all of your selections, you will be placed on our build list. When it comes to the building timeline, you have two time frames to keep in mind: actual pool construction and overall project construction.

For the actual pool construction, you can expect your vinyl liner pool to be completed within 3-10 weeks. Compared to fiberglass pools and concrete pools, this is middle-of-the-road timewise.

Your overall project timeline varies. Before we build your pool, the design and permitting process can take several weeks. Then, if you are having other projects completed with the pool, such as landscaping, hardscaping, or fencing, that will add to your timeline.

Keep in mind that unexpected delays can occur due to weather, inspections, and other factors. It's always best to consult with our experts for a more accurate estimate based on your specific project.



■ Costs

Compared to fiberglass and concrete pools, vinyl liner pools are the most affordable. In 2023, the price for an inground vinyl pool package at Orange County Pools is \$60,000 - \$75,000. As stated above, your pool package includes the swimming pool, equipment, and installation. This exact price varies depending on the materials, features, and size of your pool.

To give you a better idea of the overall project cost, expect landscaping to average about \$30/foot. For a 1,000-square-foot space, that would add about \$30,000. Hardscaping often adds \$20,000-\$40,000 over that. Depending on the resources already in place, you will likely need to build fencing, and hire an electrician to provide power to your pool equipment.

So, all told, your total backyard transformation with a vinyl liner pool may cost \$100,000-\$120,000.

■ Ongoing Maintenance

Cleaning, maintaining, and balancing the water chemistry are part of owning a pool. Today's automatic pool cleaners and advanced sanitizing systems simplify maintenance. That said, because of their surface, some pools are easier to care for than others.

For ease of maintenance, a vinyl liner pool crosses the line in 2nd place. A smoother surface means less surface area, as compared with concrete pools, making the vinyl liner pool easier to keep clean.

Over the long term, the surface of your vinyl liner pool requires zero to little maintenance. If you see holes or tears appear in the liner over time, those are often repairable. With well-balanced water and a cared-for pool, you can expect your liner to last 7-10 years before needing to be replaced.



Fiberglass

— Fiberglass Pool Basics

A fiberglass pool is a type of inground swimming pool that is constructed from a pre-formed fiberglass shell. The pool shell is manufactured off-site and then transported to your home in one piece, ready to be dropped into place.

Technically, the shell is made of a composite material that includes fiberglass, resin, and other materials that provide durability, strength, and flexibility. Notably, at Orange County Pools, we proudly use Imagine® pool shells for all of our fiberglass pools. They are built with a unique, high-performance vinyl ester resin woven into each structural layer. This material makes our fiberglass pools exceptionally durable and easy to maintain.

— Customizability

Since fiberglass pools arrive at your home already fabricated. These pools are less customizable than vinyl-lined or gunite pools. But there are still plenty of beautiful ways we can make your fiberglass pool one-of-a-kind. And our fiberglass pools come in more shapes, sizes, and colors than you might think.

Choose a classic rectangle shape or opt for a freeform, natural-lagoon-inspired one. Then select the model with the features you love. You'll find lots of fun options, including splash pads, bench seating, and more.

Then choose your size. Our fiberglass pools are available in a wide range of dimensions, including options between:

16' to 40' Long

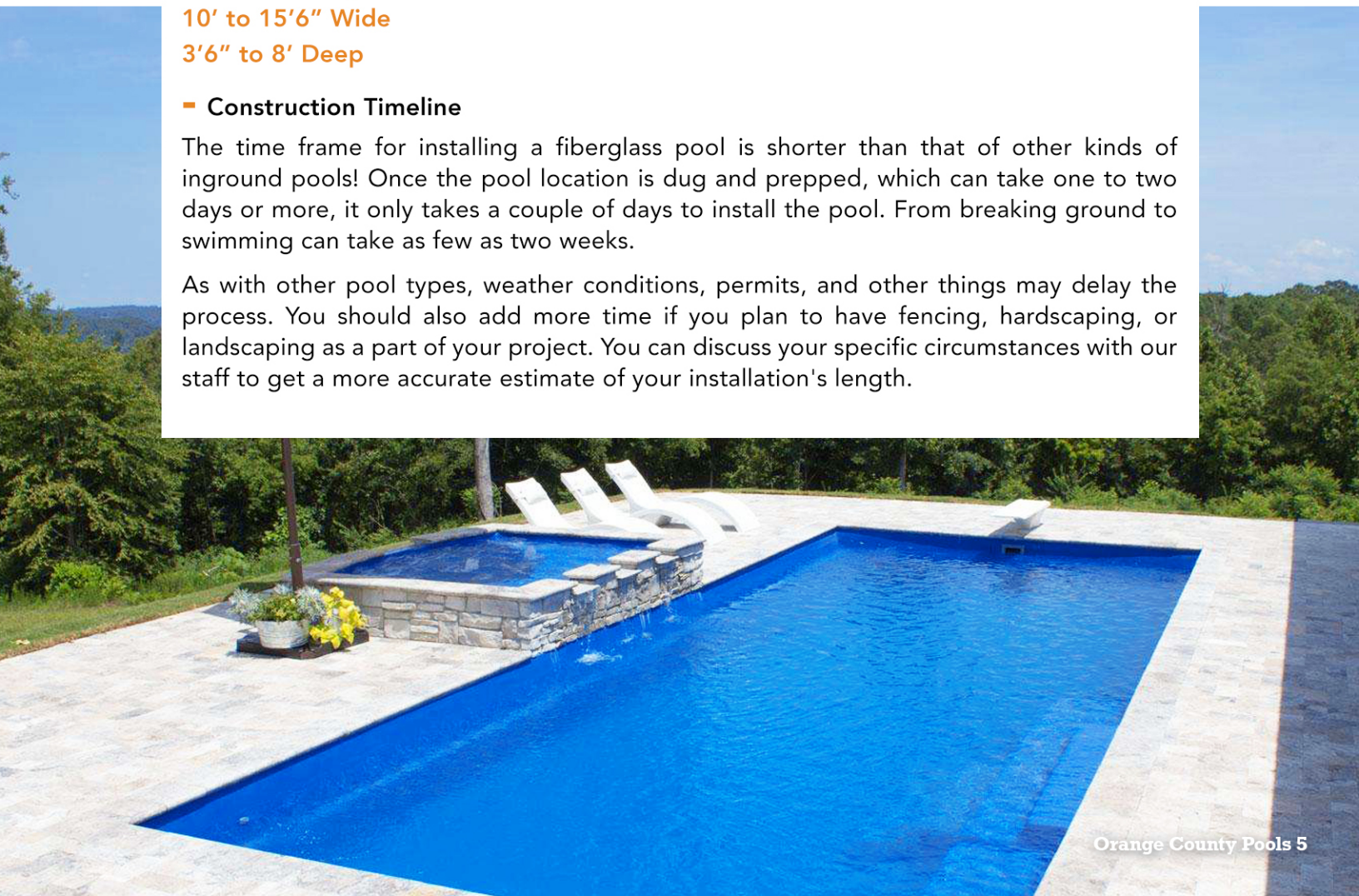
10' to 15'6" Wide

3'6" to 8' Deep

— Construction Timeline

The time frame for installing a fiberglass pool is shorter than that of other kinds of inground pools! Once the pool location is dug and prepped, which can take one to two days or more, it only takes a couple of days to install the pool. From breaking ground to swimming can take as few as two weeks.

As with other pool types, weather conditions, permits, and other things may delay the process. You should also add more time if you plan to have fencing, hardscaping, or landscaping as a part of your project. You can discuss your specific circumstances with our staff to get a more accurate estimate of your installation's length.



■ Costs

Of the three types of pools, a fiberglass pool package is in the middle in terms of cost.

In 2023, our Fiberglass Pool Packages average between \$70,000 and \$90,000, which doesn't include delivery or crane service.

As we stated before though, making your pool everything you have dreamed of usually includes other expenses like landscaping, fencing, and hardscaping. Altogether, you might expect to spend around \$150,000 for your total backyard transformation.

■ Ongoing Maintenance

Because of their smooth, non-porous surface, fiberglass pools are the easiest to maintain. With no rough places for algae to make their home, your pool is easy to clean and stays cleaner for longer. The unique composition of our Imagine Pools is non-reactive and non-corrosive which means they don't react with chemicals. These pools are designed to prevent osmosis: Osmosis happens when a pool liner's waterproof seal begins to fail and small blisters form. This can be common in fiberglass pools. Imagine Pools' osmosis resistance makes them even easier to maintain than other fiberglass pools.

Because of this extremely low maintenance, your fiberglass pool may be less expensive than a vinyl pool over the long run. You won't need to replace the vinyl liner every 7-10 years. And because the surface is non-reactive, your chemical consumption will be less than with the other pool types.



Gunite (Concrete)

■ Gunite Pool Basics

A gunite pool is a type of in-ground swimming pool constructed using a pressurized mixture of cement, sand, and water sprayed onto a steel or rebar framework. Gunite is a type of concrete commonly used in pool construction because it can be molded into any shape or size and reinforced with steel for added strength.

■ Customizability

Since this type of pool is sprayed into place, it is the most customizable. Imagination is the only limit when it comes to shape, design, and features. If you're dreaming of a grotto, swim-up bar, vanishing edge, lazy river, or waterfall, a gunite pool is the pool for you! Those are just a few of the amazing customizations we can include in your concrete pool design. Tell us what you're dreaming of and we'll tell you the design possibilities.

Then, once the concrete is sprayed into place, you have a myriad of finishing options. Choose a beautifully colored plaster finish, or opt for tiles, glass beads, or more.

These pools are the epitome of customization.

■ Construction Timeline

No surprise that a concrete pool has the longest build time. The time frame depends on the scope of your project, but usually your new concrete pool will be installed within six months, perhaps in as few as three months. But when you're designing your ultimate dream pool, it's worth the wait, right?

■ Costs

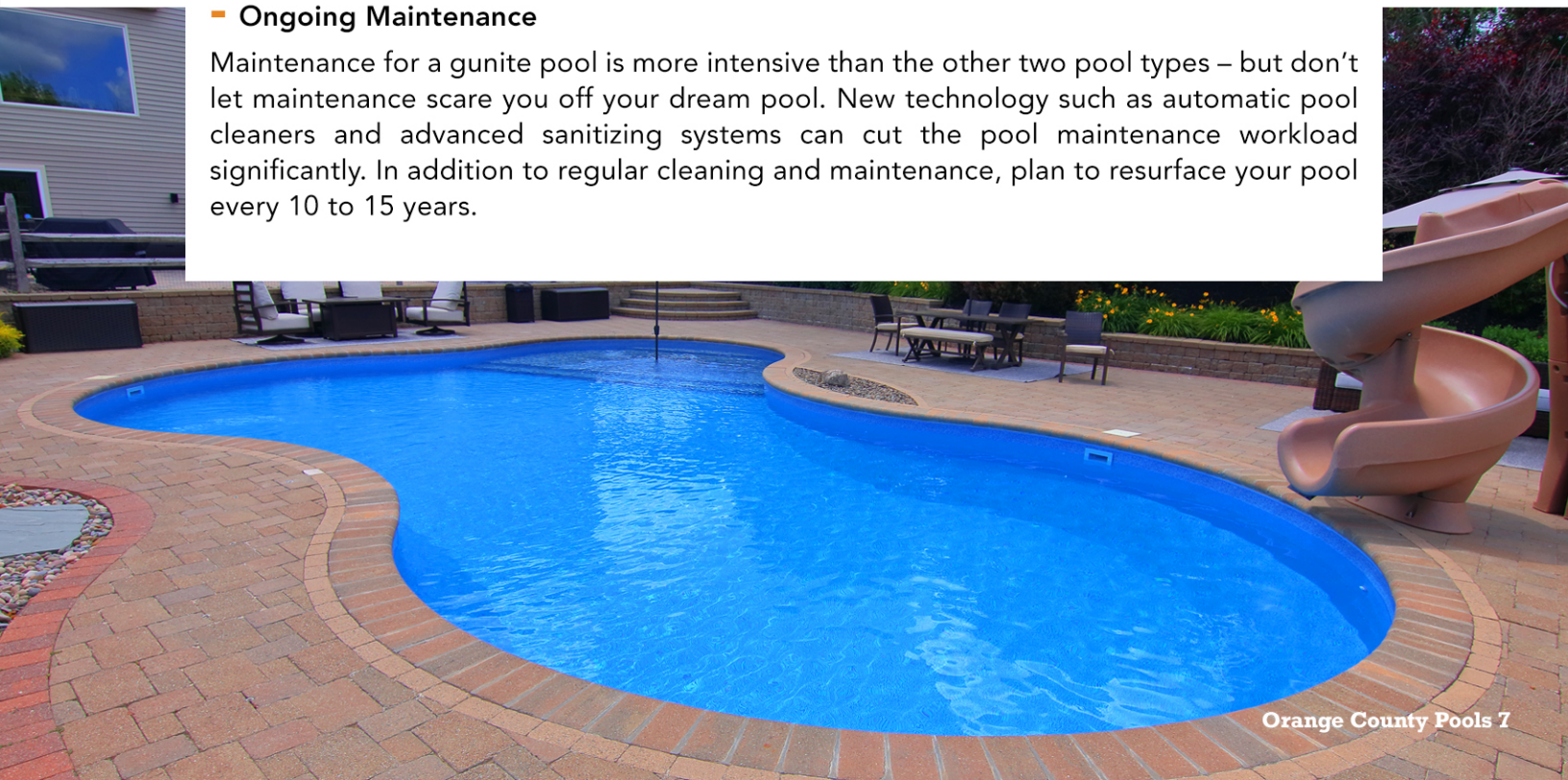
A custom gunite pool comes with the highest price tag.

In 2023, our average gunite pool package is between \$100,000-\$150,000 and goes up from there.

Once you factor in hardscaping, landscaping, electricity, and fencing, you can expect to spend \$200,000-\$250,000 or more for your pool project.

■ Ongoing Maintenance

Maintenance for a gunite pool is more intensive than the other two pool types – but don't let maintenance scare you off your dream pool. New technology such as automatic pool cleaners and advanced sanitizing systems can cut the pool maintenance workload significantly. In addition to regular cleaning and maintenance, plan to resurface your pool every 10 to 15 years.



Inground Pools Quick Comparison

Vinyl Liners

Base Price
\$50,000 - \$75,000

Mid-Level
Customization

Mid-Level
Maintenance

Mid-Level
Construction Time:
3-10 Weeks
Average

Fiberglass

Base Price
\$70,000 - \$90,000

Least
Customizable

Easiest
Maintenance

Fastest
Construction Time:
2-3 Weeks Average

Gunitite

Base Price
\$100,000+

Most
Customizable

Most
Maintenance

Longest
Construction Time:
4-12 Months
Average

Things to Consider Before You Buy

We know it can be hard to select which pool type and design to go with. Here are a few questions to ask yourself as you weigh your options.

1. What's your overall project budget?

Remember this needs to include any extras you want with your pool, like landscaping, hardscaping, and fencing.

2. How important is it that your pool is very low maintenance?

If incredibly low maintenance is a top priority, you'll love a fiberglass pool.

3. What extras might you want in your backyard?

From inground [fiberglass spas](#) to freestanding [hot tubs](#) and [swim spas](#) to backyard [sport courts](#), we offer so many fun options to complete your backyard vision. Besides summer fun in your swimming pool, consider all of the other amenities you'd like to include in your space.

4. What needs do your or your loved ones have?

For instance, if someone in your family has mobility issues, a pool with a beach entry would be perfect. You also might want a fiberglass pool with a flat bottom and a single depth if you love water workouts or water sports. If you have small children or grandkids, a splash pad or tanning ledge might be one of your favorite features. If you love to throw pool parties and host get-togethers, a pool with lots of in-water seating will be a favorite at every gathering.

Hopefully, these questions have helped narrow down what you want for your backyard pool. Make a list of these answers, plus any other ideas you have about your pool, and bring it with you when you come to your design consultation. Our experienced team can help steer you to the pool shape and design that best fits your goals.

Conclusion

Are you ready to move forward with your inground pool build, and to make every summer the summer of your dreams? Let's talk! We would love to bring your pool to life. Contact us to book your consultation. Then, when you're ready, get on our installation schedule.

Call us in Mohegan Lake at 914-279-2022 or in New Windsor at 845-253-5230.
Or, visit our [Contact Us](#) page on our website. We look forward to meeting you soon!

